

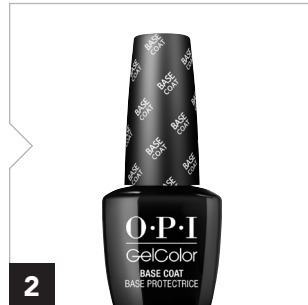
OPI STEP BY STEP

OPI GelColor Application

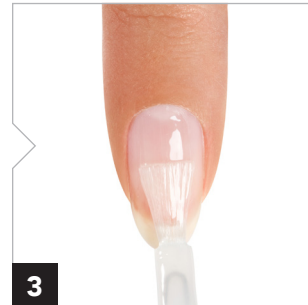
OPI GelColor's iconic shine-intense shades cure in 30 seconds and last for weeks! From its distinctive bottle to its unbeatably fast application and lightning speed cure, OPI GelColor redefines the rapidly growing gel service category.



Prepare the nail following OPI GelColor Nail Prep Steps. Apply one coat of **Bond-Aid pH Balancing Agent** and allow to dry.



Shake **GelColor Base Coat** vigorously for 1 minute to thoroughly mix. Wipe excess Base Coat from the stem and brush when removing from the bottle.




Apply a thin coat down the center of the nail and then to each side leaving a tiny margin around the cuticle. Cap the free edge to prevent shrinkage.



Cure 30 seconds in the **Dual Cure LED Light**.




Shake **GelColor** shade of choice vigorously for 1 minute to thoroughly mix. Wipe excess color from the stem and brush when removing from the bottle.



Apply a very thin coat to the center of the nail and then to each side leaving a tiny margin around the cuticle (coverage may look sheer). Cap the free edge to prevent shrinkage.



Cure 30 seconds in the **Dual Cure LED Light**.



Apply a second very thin coat down the center of the nail and then to each side leaving a tiny margin around the cuticle. Cap the free edge. The second coat will provide true color and full coverage.

continued...

OPI STEP BY STEP

OPI GelColor Application

...CONTINUED



9 Cure 30 seconds in the **Dual Cure LED Light**.




10 Shake **GelColor Top Coat** vigorously for 1 minute to thoroughly mix. Wipe excess Top Coat from the stem and brush when removing from the bottle.



11 Apply a very thin coat to the nail leaving a tiny margin around the cuticle. Cap the free edge to seal in color.



12 Cure 30 seconds in the **Dual Cure LED Light**.



13 Remove gel residue with **Expert Touch Nail Wipe** saturated with **N.A.S. 99**.



14 Apply a drop of **ProSpa Nail & Cuticle Replenishing Oil** and massage into cuticles.



15 Finished look.

PRODUCTS USED

- Bond-Aid pH Balancing Agent
- OPI GelColor Base Coat
- OPI GelColor shade of choice
- OPI GelColor Top Coat

- OPI Dual Cure LED Light
- Expert Touch Nail Wipe
- N.A.S. 99 Nail Cleansing Solution
- OPI ProSpa Nail & Cuticle Replenishing Oil